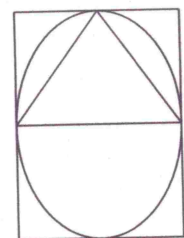
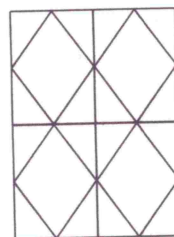
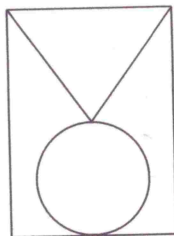
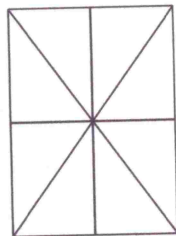
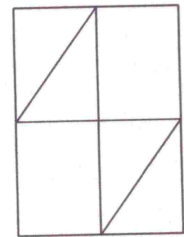
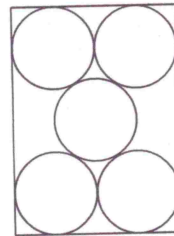
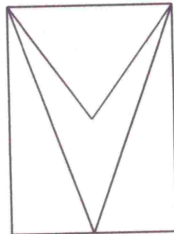
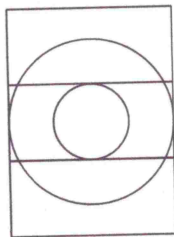
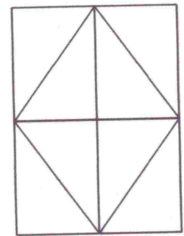
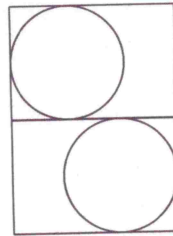
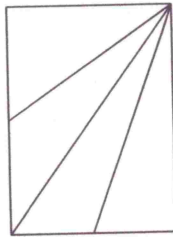
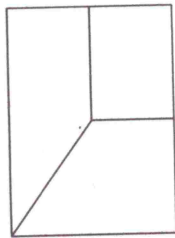
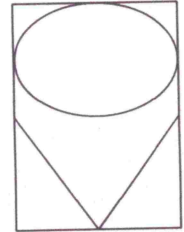
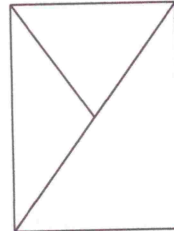
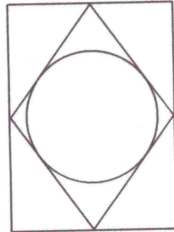



Zeichnungen erklären

1. Suche dir eine Zeichnung aus und übertrage sie auf ein DIN-A4-Blatt.

Überlege, wie du diese Zeichnung deinen Mitschülern, ohne sie ihnen zu zeigen, so erklären kannst, dass sie die Zeichnung anfertigen können.



2. Frage nach deiner Erläuterung, was leichter bzw. schwerer zu verstehen war und warum.